

Overview - Public Entities Quarterly Reporting

Approved receipts

2 214,8

103,5%

Approved spending

1 476,4

90,9%

Surplus/(deficit)

738,4

☐ R billion

☒ R million

☐ R thousand

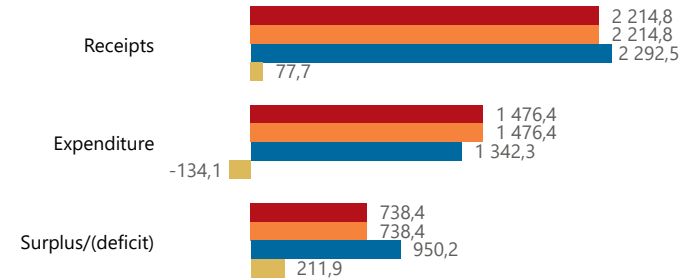


national treasury


Department:
National Treasury
REPUBLIC OF SOUTH AFRICA

Consolidation

● Approved ● Forecast ● YTD ● Variance



Composition of receipts



Quarter

4

Cluster

All

Department

Trade, Industry and Competition

Entity

National Lotteries Commission Distri...

Composition of spending



Functional grouping



Spending by PFMA schedule



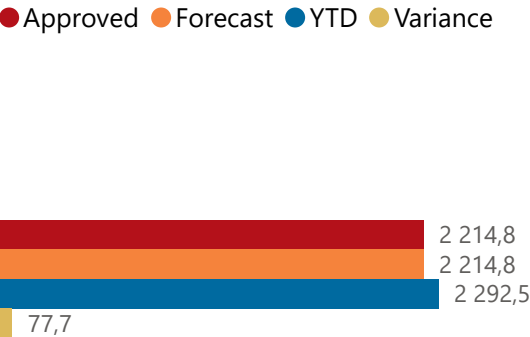
Public Entities Receipts

Approved sales of G&S
2 010,9 101,3%

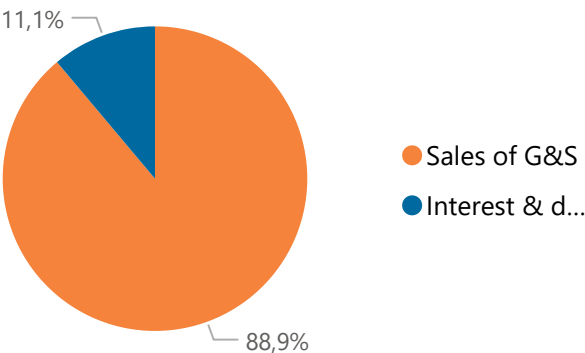
Approved transfers
(Blank) (Blank)

- ☐ R billion
- ☒ R million
- ☐ R thousand

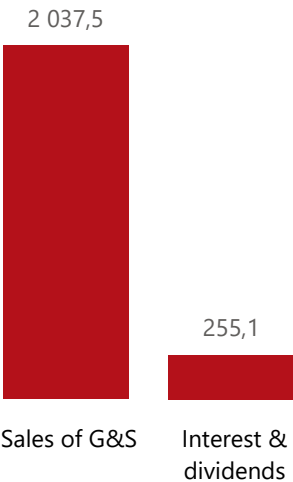
Actual vs Forecast



Composition of receipts



Top 5 Receipts



Quarter

4

Cluster

All

Department

Trade, Industry and Competition

Entity

National Lotteries Commission Distri...

Top 5 Transfers

Receipts

Level 3	Approved	YTD	% YTD
+ Sales of G&S	2 010,9	2 037,5	88,9%
+ Interest & dividends	204,0	255,1	11,1%
Total	2 214,8	2 292,5	100,0%

Public Entities Spending

Approved CoE

(Blank)

(Blank)

Approved G&S

1 476,4

90,9%

Approved transfers

(Blank)

103,5%

- ☐ R billion
- ☒ R million
- ☐ R thousand



national treasury

Department:
National Treasury
REPUBLIC OF SOUTH AFRICA


Actual vs Forecast

● Approved ● Forecast ● YTD ● Variance



Composition of spending

● Goods & serv...



Top 5 Goods & services

1 342,3



Goods & services

Quarter

4

Cluster

All

Department

Trade, Industry and Competition

Entity

National Lotteries Commission Distri...

Capital assets

Spending

Level 3	Approved	YTD	% YTD
⊕ Goods & services	1 476,4	1 342,3	100,0%
Total	1 476,4	1 342,3	100,0%